

NOTHEGGER- MASSIV. AT



REAL WOOD.
HONEST SYSTEM.

 **Nothegger**
MASSIV


DRAWERS & FURNITURE COMPONENTS



NOTHEGGER-MASSIV.AT

With a love of traditional
craftsmanship **since 1971**.
Combined with an instinct for
trends, diversity, flexibility, and
progressive thinking on all
levels.

 DRAWERS & FURNITURE COMPONENTS



INTRODUCTION

Our objectives

Online shop

Kitchen & cabinet configurator

04 - 05

06 - 07

08 - 09



MOVEOBOX®

Facts, types & calculation


Wood types

Details

14 - 16

17 - 19

20 - 21



DECOR 16 & WHITE 13

(DECOR, MDF DRAWERS)

Types & facts

24 - 25



MULTIPLEX 15

Types & facts

26 - 29



TRASHCAN DRAWERS

Types & facts


30 - 33



SLACKS DRAWERS

Types & facts

34 - 37



SORTISSIMO CUTLERY INSERTS

Sortissimo standard & individual

Sortissimo Fast Line

38 - 41

42 - 43



SOLID WOOD CUTLERY INSERTS

Types & facts

44 - 47



VENTILATION GRIDS

Types & facts


48 - 51



DIAGONAL/WOOD GRATES

Types & facts

52 - 55



SOLID WOOD PANELS

Facts & types of wood

56 - 65



TOOLBOXES & DOWELS

Toolbox facts

66 - 67

Dowel facts

68 - 69



ROLLER SHUTTERS MATS WOOD & ALUMINIUM

Standard roller shutter mats

70 - 71

Design roller shutter mats

72 - 73

Facts

74 - 75



CORPUSSES & FRONTS

Facts, details & fronts

76 - 81

Exhibition modules

82 - 83



SPECIAL ITEMS & GIVE-AWAYS

Types & facts

84 - 87

DRAWERS AND FURNITURE COMPONENTS

*“They say the devil is in the details.
We say that is where you will find love of craftsmanship and innovation”*

We want to arrange our services for our customers so that they are as varied as their wishes. To achieve this we draw equally from the roots of a tradition of craftsmanship and the future’s freedom of development.

OUR AIM:

Traditional craftsmanship combined with a feel for trends and innovation on all levels.

In order to be able to provide you with the best possible total package, we are constantly endeavouring to think “outside the box” about drawers.



Quality:
From the sawmill to the shipping – our own quality control system, conceived for our products, guarantees excellent processing



Protection:
Packed to measure, products securely packed, optimised for the warehouse.



Diversity:
32 different woods and colours in all sizes from batch size 1




Sustainability:
High-quality woods from 100% sustainably cultivated wooded areas guarantee nature-friendly trading



Shop:
Ordering via the innovative on-line order system with real-time production and delivery date controls



Fairness:
Your products are manufactured in a good environment with fair remuneration in Europe for Europe



Speed:
Production time and delivery in approx. 4-14 days



Think tanks:
New ideas and innovative concepts combining functionality and design are very important to us

THE PLATFORM BRINGING YOU ADDED VALUE

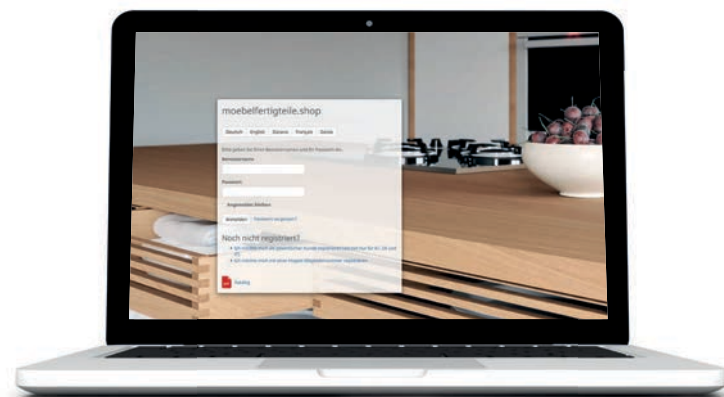
WWW.NOTHEGGER-MASSIV.AT

ADVANTAGES

- / Online bonus
- / All items from the catalogue can be easily ordered via the online shop
- / Avoid sources of errors by placing orders online
- / Always up to date
- / Download, fill in, and upload Excel order form for drawers and cuts
- / Faster order recording = sooner in production
- / Available in German, English, Italian, French and Danish

SIMPLY REGISTER

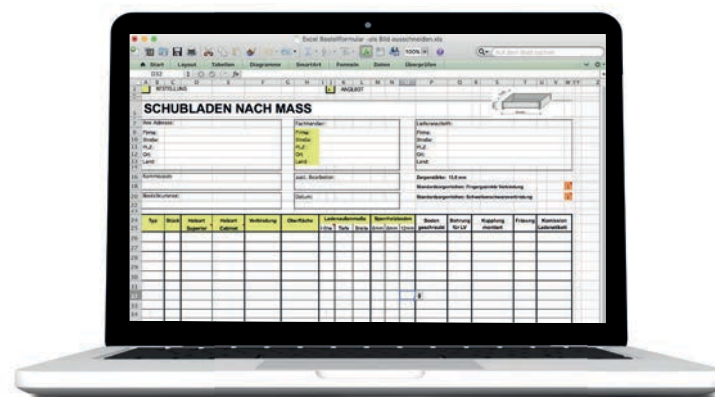
You can register very simply with our registration tool. Follow the steps of the introductory video and log into our on-line shop within only a minute.



Video instructions for the registration tool

SIMPLE ORDERING WITH EXCEL

In our online shop you also have the option to order using an Excel file. To do this, you only need to fill in our Excel template, which you can download from our online shop, and to import it in our order system. You will also find short introductory videos under the links of the QR codes.



Excel import for panels



Excel import for drawers

STEP 1: REGISTER & ORDER

Choose from our numerous categories: **Drawers**, Sortissimo, Sortissimo fast line, cutlery inserts, wooden grate, slacks drawers, trashcan drawers, roller shutter mats, **solid wood panels**, ventilation grids, cut panels, **corpuses**, guestroom range, countryhouse deal floor.

The choice is yours. Produce your individual furniture in the online configurator. Currently, 166 different corpuses and six express decors in 8, 19 and 25 mm and decors from Egger Kaindl and Fundermax are available to choose from.



STEP 2: PRODUCING

The latest technology.

From the fully automatic panel warehouse to the nesting CNC system to the edge banding machine with airTec zero-joint edging, our equipment is state-of-the-art and guarantees the highest quality of workmanship.



STEP 3: PACKAGING & SHIPPING

Carefully, safely and reliably.

Your desired furniture system will be with you in a few days. Promptly delivered from 48 hours. Our storage system makes it possible. Time-efficient and reliable.



3D KITCHENS & FURNITURE CONFIGURATOR

PROGRESSIVE THINKING
WITH A LOVE OF CRAFTSMANSHIP.

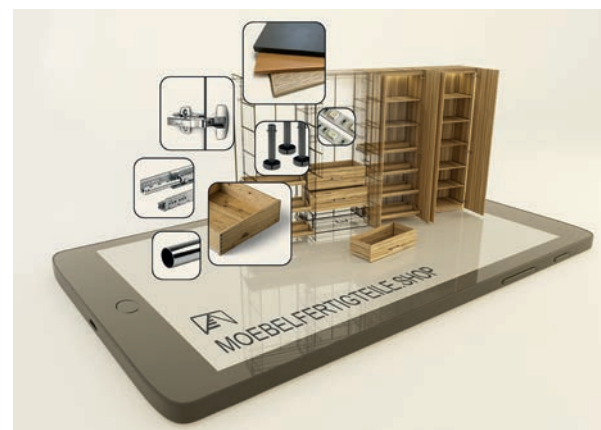
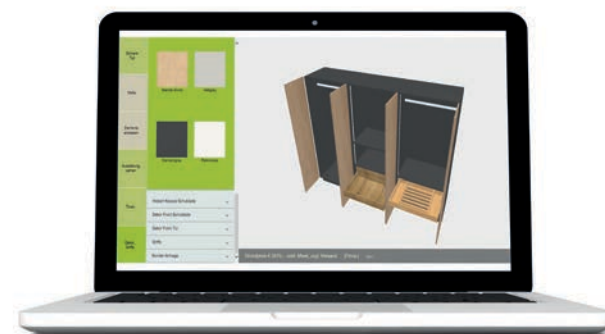
We at Nothegger Massiv have been producing wooden drawers, corpuses, kitchens, tables, and accessories with this philosophy since 1971. We focus on efficiency and sustainability as well as quality and variety. Take our order processing for example.

We offer a selection of 28 European wood types, individual production from batch size 1 - and yet short delivery times of no more than 14 days.

NEW: Two completely new and groundbreaking configurator tools. The Nothegger cabinet configurator and the Nothegger kitchen configurator.

CARPENTER QUALITY, MADE TO MEASURE, AND PRODUCED IN A FEW DAYS. THE NOTHEGGER **CABINET CONFIGURATOR**.

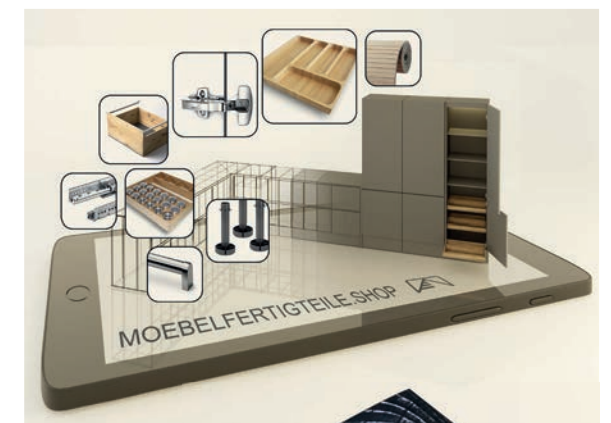

- 1 Basic selection:
Various possibilities from our model cabinets.
- 2 Preparation:
Individualise dimensions, number of doors etc.
- 3 Planning:
Refine your cabinet, and add shelves, illumination and other options.
- 4 Visual appearance:
Combine many different decors for fronts, corpuses, drawers, and baseboards.
- 5 Order process:
Order your new Nothegger cabinet directly from the configurator and use the 3D visualisation for your sales success.



Introduction

THE INDIVIDUAL DREAM KITCHEN IN A FEW STEPS.
THE NOTHEGGER **KITCHEN CONFIGURATOR**.

- 1 Basic selection:
Various possibilities from our model kitchens.
- 2 Room preparation:
Insert doors and windows to carry out realistic planning.
- 3 Planning:
Choose from different corpuses and additional elements and place them in the desired places in the room.
- 4 Visual appearance:
Combine many different decors for fronts, corpuses, drawers, worktops, and baseboards.
- 5 Order process:
Order your new Nothegger kitchen directly from the configurator and use the 3D visualisation for your sales success.



VIRTUAL REALITY
Experience your kitchen for real
in advance.

KITCHEN LINE
Ask for our catalogue directly from us.





MOVEOBOX®

13,5mm thickness

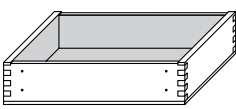
*Environmentally friendly, sustainable, fair,
processed in our own sawmill

WE WILL BE HAPPY
TO ADVISE YOU

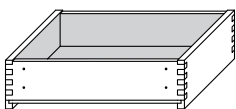


13

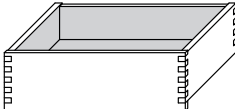
TYPES



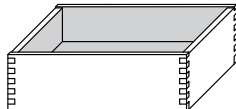
A | Type A
Bottom screwed on for roller runners (When ordering please state the height incl. the bottom)



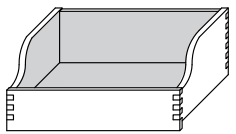
B |Type B
Bottom grooved in for underfloor extraction



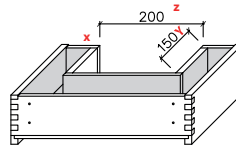
IL | Interior drawer
Front piece 15 mm lower than side piece



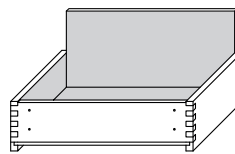
SCH | Schütte
Bottom grooved on 4 sides



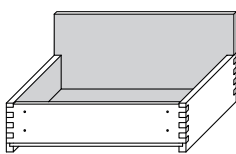
EZ | English drawer
Front piece 15 mm lower than side piece



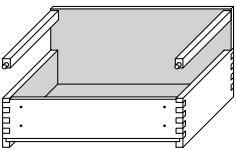
Siphon cutout
Fixed 200 x 150 mm centre; variable stating the 3 dimensions x/y/z



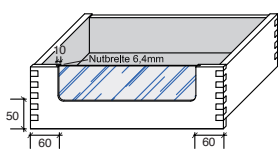
B EH1
With higher drawer back piece (80 mm) for rail
Width: internal dimensions



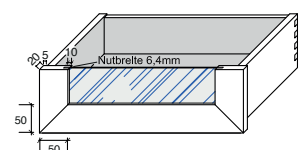
B EH2
With higher drawer back piece (80 mm) for rail; width: drawer external dimensions



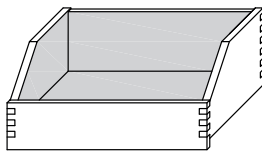
B EH2 Rail
With higher drawer back piece (80 mm) for rail
Width: drawer external dimensions incl. rail aluminium anodised



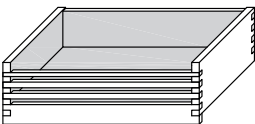
Type GLA or GLA w. g.
Glass cut-out incl. glass or with 6 mm groove for glass provided by the customer



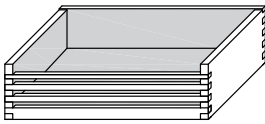
Type GLA 20 * or GLA 20 w. g.
Glass cut-out incl. glass or with groove for glass provided by the customer



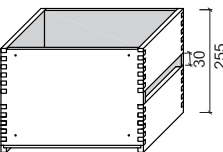
Type EZ Trend
Front piece 15 mm lower than side piece



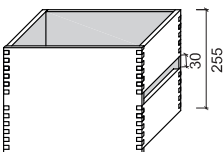
Design Front Type IL
possible up to a width of 700 mm



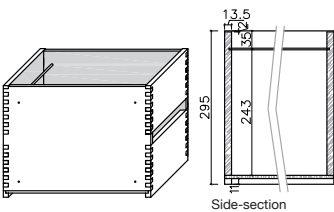
Design Front Type SCH
possible up to a width of 700 mm



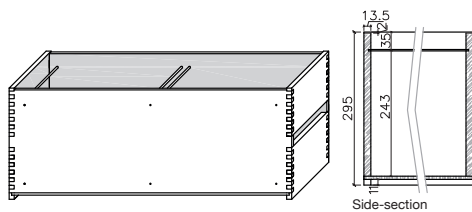
Light Side Type B
Height 255 mm



Light Side Type IL
Height 255 mm

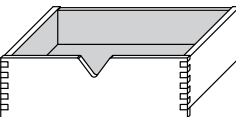


Type register pullout drawer 1 shelf
For the depths of 390 or 490 mm, the width 390 mm is possible

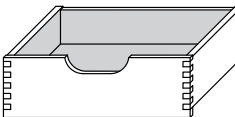


Type register pullout drawer 2 shelf
For the depths of 390 or 490 mm, the width 750 mm is possible

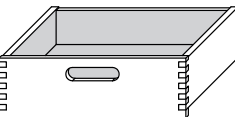
MILLINGS



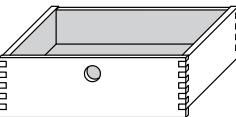
V | 60 x 40 mm



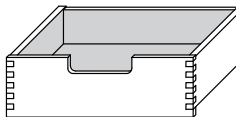
C | 120 x 30 mm



O | 120 x 25 mm



K | Diameter 30 mm



L | 120 x 30 mm

FACTS

DESCRIPTION

Achieve top quality with hand-sorted woods combined with floors decoratively veneered on both sides; just right for high-quality furniture building. Grade: slight differences in colour and wood inclusions possible. Drawer thickness 13.5 mm.

SURFACES

- / Lacquered (standard) - single-component varnish, semi-gloss
- / Stained - with stain and/or stain specifications + stain samples provided by the customer
- / Oiled/waxed - twice with wax oil
- / Untreated/raw
- / White oiled
- / Buffalo wax
- / Brushed inside and outside
- / Natural effect, varnished (not suitable for dark wood types such as e.g. walnut and smoked oak)
- / RAL varnished 9010
- / Stain Trend Colours see news catalogue
- / Oil Trend Colours see news catalogue

EXTRAS

- / Drawer incl. coupling
- / Drawer incl. lateral slot milling for slides
- / Drawer in special heights (intermediate heights)

DRAWER FLOORS

Thickness: 9 mm & 12 mm (standard)
Connection: clamped (standard) - screwed

The floors are veneered on the top & bottom in the respective wood type (HDF girder).

TIP FOR THE KITCHEN:

Upon request, floors are also possible in the thicknesses 8 mm in decorative chip in white, grey and anthracite.

- / White: Krono O500 PE corresponds roughly to Decor W980 ST2 Egger
- / Light grey: Krono O112 PE corresponds roughly to Decor U708 ST9 Egger
- / Anthracite: Krono O164 PE corresponds roughly to U963 ST9 Egger



WOOD TYPES


Wood is a natural product. Growth, colour, structure and grain are unique in each tree.



Smoked oak



Maple



Birch



Ash



Oak old style




Cherry



Mahogany



Alder



Beech



White beech



Cedar



Spruce old



Oak



Spruce



Swiss Stone Pine



Elm



American walnut



Larch

Superior Drawer

Superior drawer

Achieve top quality with hand-sorted woods combined with floors decoratively veneered on both sides; just right for high-quality furniture construction. Grade: slight differences in colour and wood inclusions possible. Side thickness 13.5 mm
Floors 9 mm standard and/or 12 mm against surcharge

All wood types also available in brushed.

DETAILS

FLOORS DESIGNS & EXTRAS




Execution possible with leather floor (anthracite or beige)



Distance bars
50 x 485 x 25 mm (HxDxW) repro. or
50 x 485 x 30 mm in oak. Distance bar
for use in interior drawer to balance out
the door projection from the corpus side.
Available in all wood types (incl. drillings)

Anti-slip mat
/ black
/ silver-grey

PROFILES



Straight line (edges broken, side piece and front piece flush at top)
Included with all pullout drawer types.



Standard profile (edges rounded off 2 mm, front piece set back 2 mm to the side piece)
Included all drawer types (excluding pullout drawer).

Pullout drawer are manufactured standard with 2 mm rounded, side piece and front piece flush at the top, unless the pullout drawer is ordered with Straight Line, then the edge is broken, side piece and front piece flush at the top.

RAIL DRAWER B EH2 rail

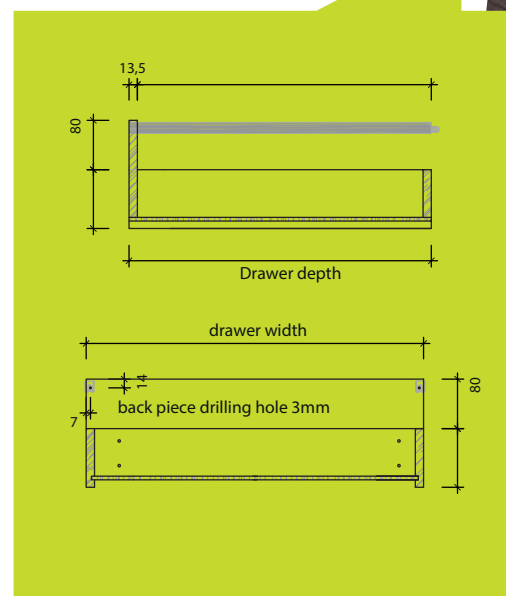


Delivery Rail:
Drilling in drawer back piece — rail pair loose incl. screws and template for easy mounting on the front piece enclosed

HAIR DRYER DRAWER



Hair dryer drawer incl. plug and 50 cm spiral cable. Suitable for DE, AT and Northern Italy.



EVEN MORE EXCLUSIVE?


/ 20 mm front for wood types maple, nut, beech, oak

/ Drawers with branding -from 1 piece (left,right or both sided) on every solid wood drawer. Please note: the branding is not easily visible with dark wood types

/ Design curve: Front piece 20 mm – bevelled to 13 mm on the side for wood types maple, nut, beech, oak



More information on the design curve



Drawers finger-jointed



Drawers dovetail-jointed




Drawers dowelled



Softline: rounded at the front

DECOR 15
16 mm thickness

&
WHITE 13
13 mm thickness



THEY SAY

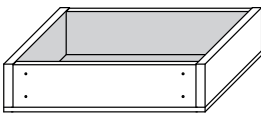
Design and quality
come at a cost.

WE SAY

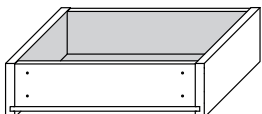
But we don't charge the world.

 DRAWERS & FURNITURE COMPONENTS

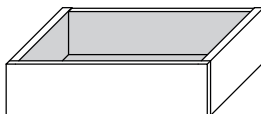
TYPES



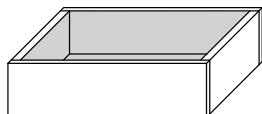
A | Type A
Bottom screwed on for roller runners (When ordering please state the height incl. the bottom)



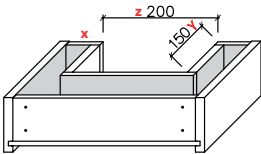
B | Type B
Bottom grooved in for underfloor extraction



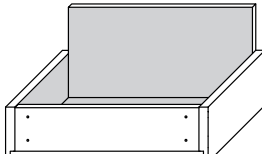
IL | Interior drawer
Front piece 15 mm deeper than side piece



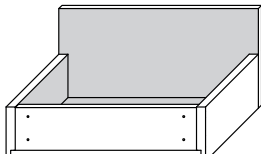
SCH | Schütte
Floor grooved on 4 sides



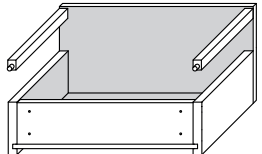
Siphon cutout
fixed 200 x 150 mm centre; variable stating the 3 dimensions x/y/z



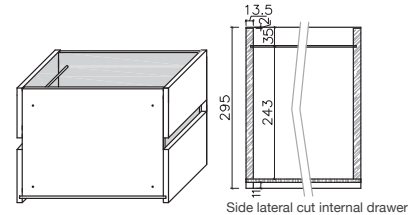
B EH1
With higher drawer back piece (80 mm) for rail width: internal dimensions



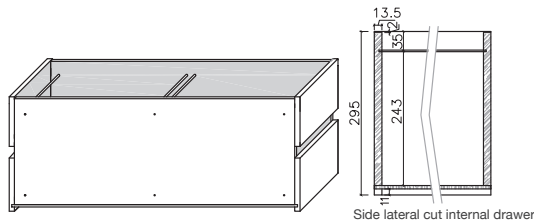
B EH2
With higher drawer back piece (80 mm) for rail Width: drawer external dimensions



TYP EH2 | Rail
With higher drawer back piece (80 mm) for rail Width: Drawer external dimensions incl. rail white RAL



Type register pullout drawer 1 compartment
For the depths 390 or 490 mm, possible with the width 390 mm



Type register drawer 2 compartment
For the depths 390 or 490 mm, possible with the width 750 mm

FACTS

JOIN
Dowelled (standard)

BOTTOM
Bottom screwed (standard)
8 mm base (standard)



* The front and back pieces are only edged at the top.

OTHER DESIGN
Thick edge possible all the way around on inquiry, side slot milling for guide (18, 28, 38)

CALCULATION

MAXIMUM DRAWER HEIGHT

Blum Tandem & Movento / Hettich Actro 5 D: Partial drawer KIL - 21.5 mm full drawer KIL - 24.5 mm
Grass Dynapro: Full extension runner KIL - 23 mm
Hettich Quadro V6 silent System / Quadro 4 D: Partial extension runner KIL minus 20 mm full extension runner KIL - 22 mm

DRAWER EXTERNAL DEPTH

Blum Tandem & Movento / Hettich Actro 5 D: No length of slide - 10 mm, interior drawer + 6 mm

Grass Dynapro:
Nominal length of slide - 10 mm, interior drawer + 6 mm


Hettich Quadro V6 silent System / Quadro 4 D:
Nominal length slide, interior drawer + 16 mm

DRAWER EXTERNAL WIDTH

Blum Tandem & Movento / Hettich Actro 5 D:
KIL - 10 mm
Grass Dynapro: KIL - 10 mm
Hettich Quadro 4 D:
KIL - 10

DECOR DRAWER

Simply practical in decorative chip; your alternative to RAL varnish. Corner joint only possible dowelled. Sides glued top and bottom with 1 mm ABS edges Side thickness 16 mm, bottom 8 mm thick



SLIMWHITE

DRAWER EXTERNAL DEPTH

Blum Tandem & Movento / Hettich Actro 5 D: Nominal length of slide - 10 mm, interior drawer + 3 mm
Grass Dynapro:
Nominal length of slide - 10 mm, interior drawer + 3 mm
Hettich Quadro V6 silent System/Quadro 4 D: Nominal length slide, interior drawer + 13 mm

DRAWER EXTERNAL WIDTH

Blum Tandem & Movento / Hettich Actro 5 D:
KIL - 15 mm
Grass Dynapro: KIL - 15 mm
Hettich Quadro V6 silent System/Quadro 4 D:
KIL - 13 mm


SPECIFICATIONS WHITE 13

Drawer coated white (similar W980 ST2 Egger/1101 PE Kaindl); carrier material of side 13 mm MDF; base 8 mm decor chip white, top and bottom with 1 mm ABS edge



MULTIPLY 15

15 mm thickness



THEY SAY

Individuality takes time.

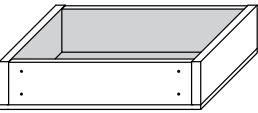
WE SAY

14 days at the most.*

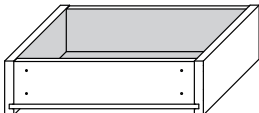
*Delivery times may vary depending on the order

 DRAWERS & FURNITURE COMPONENTS

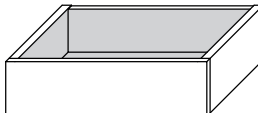
TYPES




A | Type A
Bottom screwed on for roller runners (When ordering please state the height incl. the bottom)



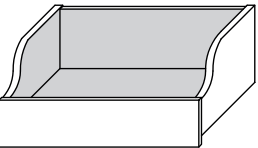
B |Type B
Bottom grooved in for underfloor extraction



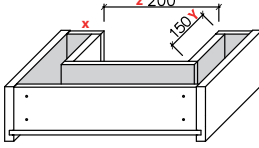
IL | Interior drawer
Front piece 15 mm lower than side piece



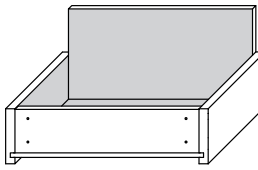
SCH | Schütte
Bottomw grooved in on 4 sides



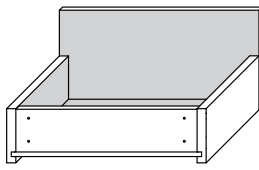
EZ | English drawer
Front piece 15 mm lower than side piece



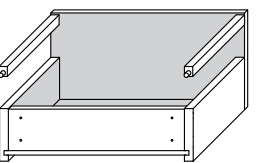
Siphon cutout
Fixed 200 x 150 mm centre; variable stating the 3 dimensions x/y/z



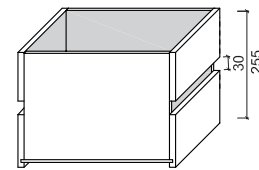
B EH1
With higher drawer back piece (80 mm) for rail; width: internal clearance



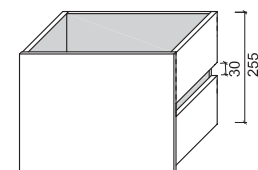
B EH2
With higher drawer back piece (80 mm) for rail; width: drawer external dimensions



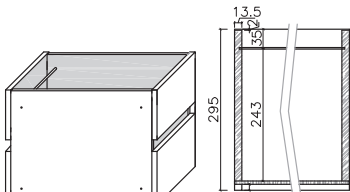
B EH2 Rail
With higher drawer back piece (80 mm) for rail width: drawer external dimensions incl. rail aluminium anodised



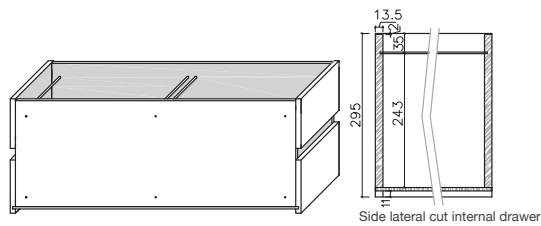
Light Side Type B
Height 255 mm



Light Side Type IL
Height 255 mm

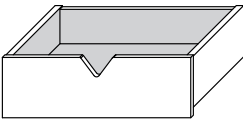


Type register pullout drawer 1 shelf
For the depths of 390 or 490 mm, the width 390 mm is possible

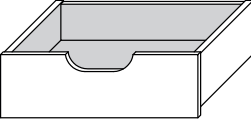


Type register pullout drawer 2 shelf
For the depths of 390 or 490 mm, the width 750 mm is possible

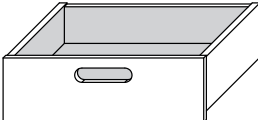
MILLINGS



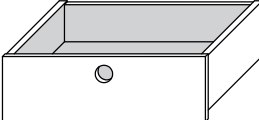
V | 60 x 40 mm



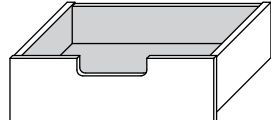
C | 120 x 30 mm



O | 120 x 25 mm



K | Diameter 30 mm



L | 120x30 mm

FACTS

DRAWER BOTTOM

- / 9 mm (standard)
- / 12 mm

FASTENING

- / clamped (standard)
- / screwed

CONNECTION

- / dowelled (standard), only possible dowelled

WOOD TYPES

- / beech multilayer board
- / birch multilayer board

THICKNESS

- / 15 mm side

CALCULATION

MULTIPLEX DRAWER

Add character with drawers made of multilayer panels in combination with floors decorative-veneered on both sides;
Corner joint only possible dowelled.
Side thickness 15 mm
Floor 9 mm standard for beech
Floor 9 mm thick with birch

Side heights
(standard): 55 - 75 - 95 - 115 - 135 - 155 - 175 - 195 - 215 - 235 - 255 - 275 - 295 - 315 - 335 - 355 - 395 mm

MAXIMUM DRAWER HEIGHT


Blum Tandem & Movento / Hettich Actro 5 D:
Partial extension runner KIL minus 21.5 mm full extension runner KIL - 24.5 mm
Grass Dynapro: Full extension runner KIL - 23 mm
Hettich Quadro V6 silent System / Quadro 4 D:
Partial extension runner KIL minus 20 mm full extension runner KIL - 22 mm

DRAWER EXTERNAL DEPTH

Blum Tandem & Movento / Hettich Actro 5 D:
Nominal length of slide minus 10 mm, interior drawer + 5 mm
Grass Dynapro: Nominal length of slide minus 10 mm, interior drawer + 5mm
Hettich Quadro V6 silent System / Quadro 4 D:
Nominal length of slide, interior drawer + 15 mm

DRAWER EXTERNAL WIDTH

Blum Tandem & Movento / Hettich Actro 5 D:
KIL minus 12 mm
Grass Dynapro: KIL - 12 mm
Hettich Quadro V6 silent System / Quadro 4 D:
KIL - 10 mm



TRASHCAN DRAWER



THEY SAY

It's either design or functionality, you can't have both.

WE SAY

Design strengthens functionality and ergonomics...

TYPES



Room for cleaning supplies

TRASHCAN DRAWER

WITH BLANCO SELECT BIN

- / **34 Li. system** 15bio + 19 litres; 345x440x397 (HxDxW) for corpus width 450 mm
- / **49 Li. system** 19 + 15bio + 15 litres; 345x440x547 (HxDxW) for corpus width 600 mm
- / **77 Li. system** 16 + 16 + 15bio + 30 litres; 345x440x847 (HxDxW) for corpus width 900 mm

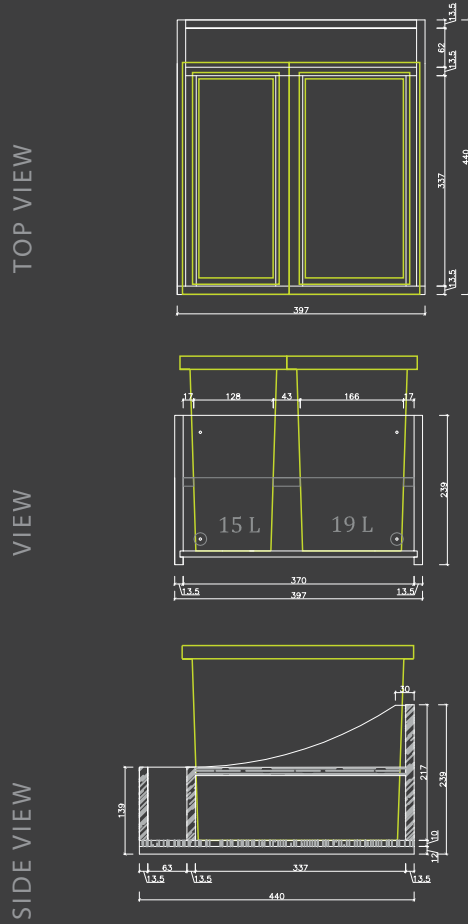
WOOD TYPES

- / Beech
- / Oak
- / Maple
- / Walnut natural varnished

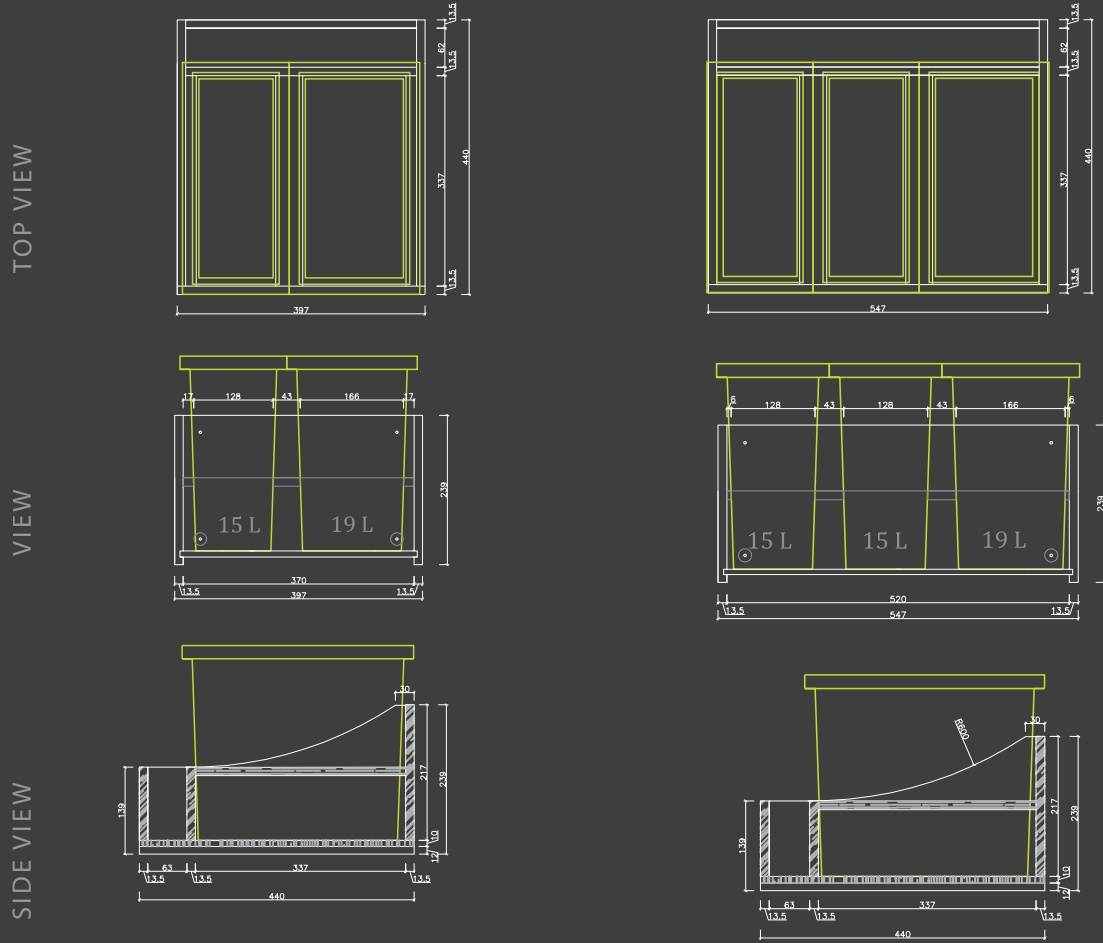
NOTICE

- / Descr. „bio“ means with lid for organic waste
- / Delivery incl. steamed full pull-out (Grass Dynapro 3 dimensionally adjustable)
- / suitable for 450, 600, 900mm corpusses when used of 19mm side thickness

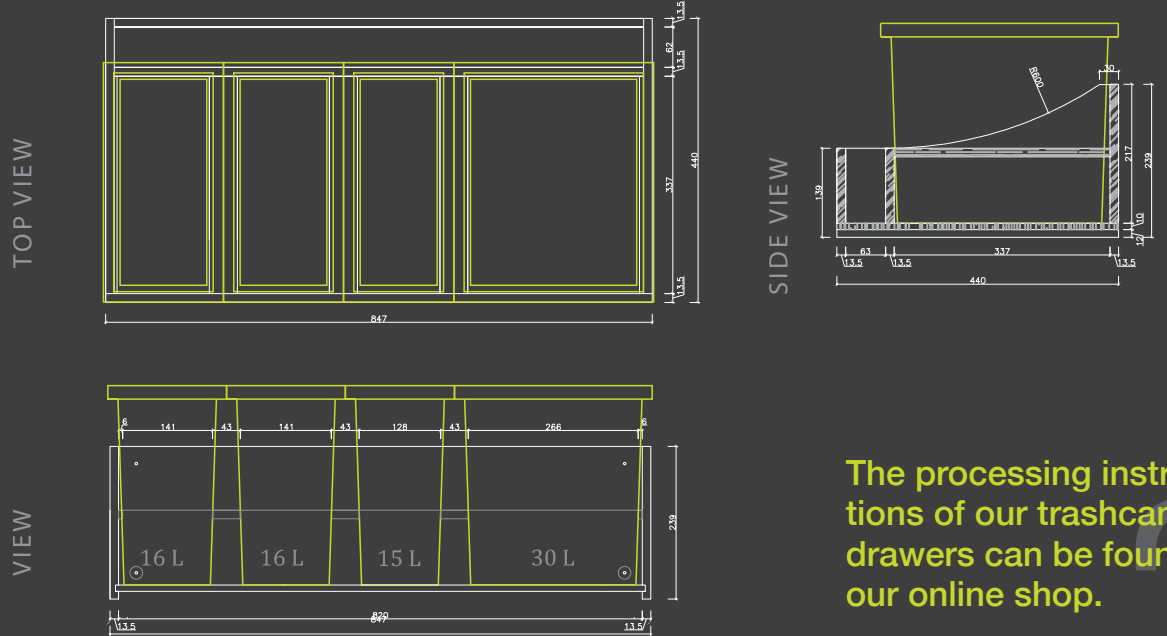
34 L. TRASHCAN DRAWER



49 L. TRASHCAN DRAWER



77 L. TRASHCAN DRAWER



The processing instructions of our trashcan drawers can be found in our online shop.

SLACKS DRAWERS

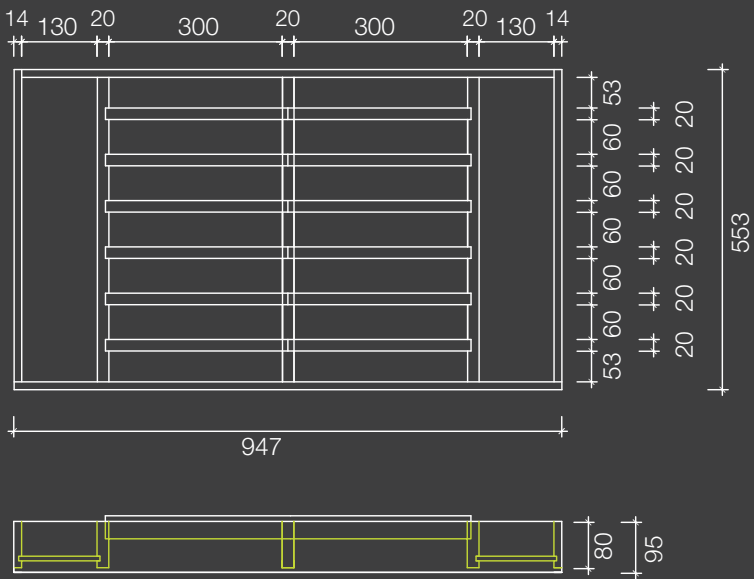


MASSIV EN VOGUE

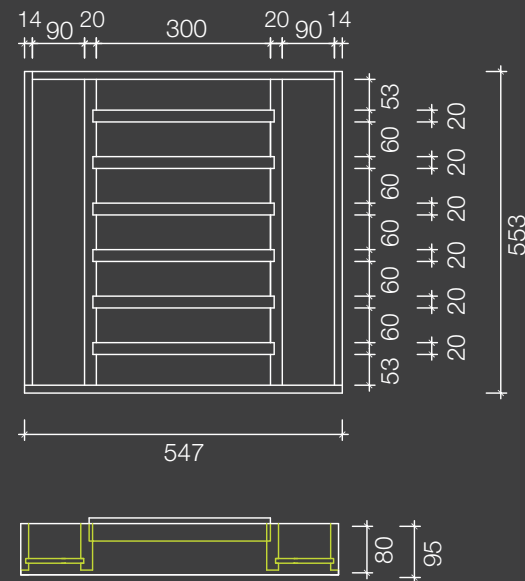
 **DRAWERS & FURNITURE COMPONENTS**

TYPES

12-COMPARTMENT SLACKS DRAWER



6-COMPARTMENT SLACKS DRAWER



SLACKS DRAWERS

Dividers Removable

TYPES

- / 6-compartment slacks drawer (Item No. 10.0063-6):
95 x 553 x 547 mm (HxDxW) for corpus width 600 mm
- / 12-compartment slacks drawer (Item No. 10.0063-12):
95 x 553 x 947 mm (HxDxW) for corpus width 1000 mm
- / Variations also available on inquiry

WOOD TYPES

Beech, oak, maple & walnut natural varnished

CORPUS

External width with 19 mm cabinet side thickness
Delivery incl. steamed full extension drawer
(Grass Dynapro 3 dimensionally adjustable)

SORTISSIMO CUTLERY INSERTS



THEY SAY

The household is in precarious, chaotic confusion.

WE SAY

With us it is stable and clearly sorted into 10 compartments.

 DRAWERS & FURNITURE COMPONENTS

SORTISSIMO STANDARD FACTS

DESCRIPTION

The partition systems are special order-keepers in different variants. Made of wood for standard drawers with side connection for metal drawers or firmly installed into the drawer and can be adjusted very easily with plastic brackets. The partitions are available in 2 heights (wood 52 and 92 mm.)

WOOD TYPES

- | | |
|-------------------|-----------------|
| / Smoked oak | / Mahogany |
| / Birch | / Spruce old |
| / Maple | / White beech |
| / Cherry | / Beech |
| / Cedar | / Pine |
| / Ash | / Larch |
| / Alder | / Spruce |
| / Oak | / Elm |
| / Walnut American | / Oak old style |

SURFACE

- / Raw
- / Varnished (standard) - single-component varnish, Semigloss
- / Oiled/waxed - twice with wax oil
- / White oiled

SORTISSIMO VARIANTS

/ Var. 1 straight - standard

- Divider inserts with straight side connection
- 8 mm side thickness
- Surface varnished
- Without floor
- **Can be ordered online!**

/ Var. 2 side rabbet


- Divider inserts with side connection for the metal drawers
- Height of the front and back piece is 52 mm
- Height of the divider is 50 mm
- Without floor

/ Var. 3 FIX

- Divider inserts mounted in wood drawer
- Simply select type
- Design without floor
- Without additional frame

SORTISSIMO INDIVIDUAL

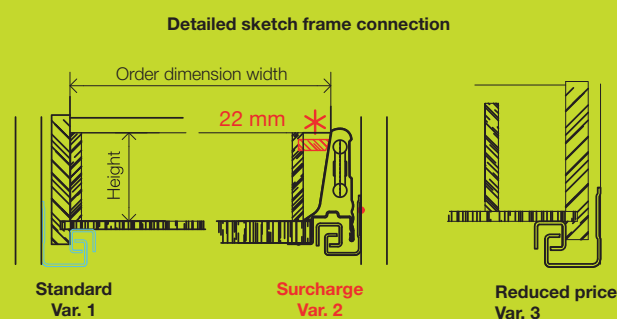
Can be planned online in the shop.



match your spices



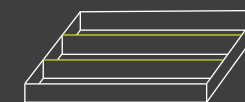
salt & pepper



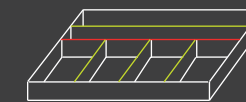

If the insert is to be put into an existing drawer or box, you must subtract the side thickness etc. from the existing drawer/box for the insert to fit into the drawer.

TYPES

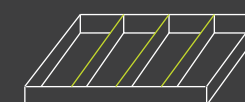
Choose the Sortissimo height 52 mm for a drawer side height 75 mm (with a 9 mm drawer floor)
Choose the Sortissimo height 92 mm for a drawer side height 115 mm (with 9 mm drawer floor)



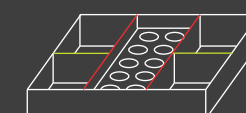
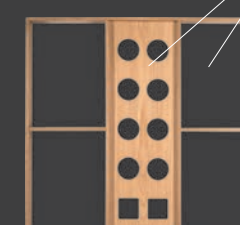
Type U1: height 52 mm or 92 mm
Depth 220 - 340 mm / width 220 - 650 mm



Type U5: height 52 mm or 92 mm
Depth 340 - 550 mm / width 350 - 650 mm

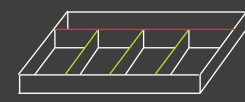



Type U2: height 52 mm or 92 mm
Depth 260 - 550 mm / width 350 - 650 mm

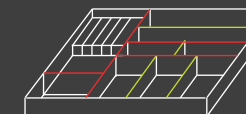


Type U6: height 52 mm or 92 mm
Depth 340 - 550 mm / width 500 - 650 mm
Includes square compartment for salt and pepper shakers.

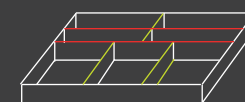

H= 55 mm - frame and divider
H= 40 mm - middle part for spice insert
H= 75 mm - spice jar



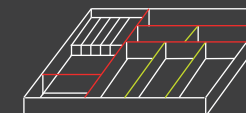
Type U3: height 52 mm or 92 mm
Depth 340 - 550 mm / width 350 - 650 mm



Type U7: height 52 mm or 92 mm
Depth 500 - 550 mm / width 500 - 650 mm



Type U4: height 52 mm or 92 mm
Depth 340 - 550 mm / width 350 - 650 mm



Type U8: height 52 mm or 92 mm
Depth 400 - 550 mm / width 500 - 650 mm

- adjustable
- fixed

These are sample images, provided the standard dimensions are observed, the compartments are large enough to accommodate standard cutlery such as spoons, forks and knives.

SORTISSIMO FAST LINE

TYPES

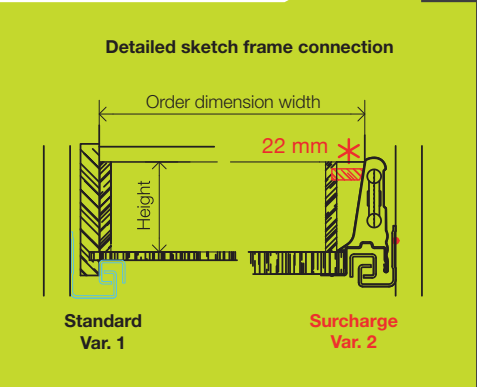
Bring order to your drawer with the new INDIVIDUALLY extendable interior division system. With the compensation module 10.0061 or 10.0062 you can achieve the right width for every drawer with a cut.

WOOD TYPES

Smoked oak, birch, maple, cherry, cedar, ash, alder, walnut American, spruce old, white beech, beech, pine, larch, spruce, elm, oak, oak old style, natural varnished, mahogany

FOIL HOLDER

with a trendy used look in black steel

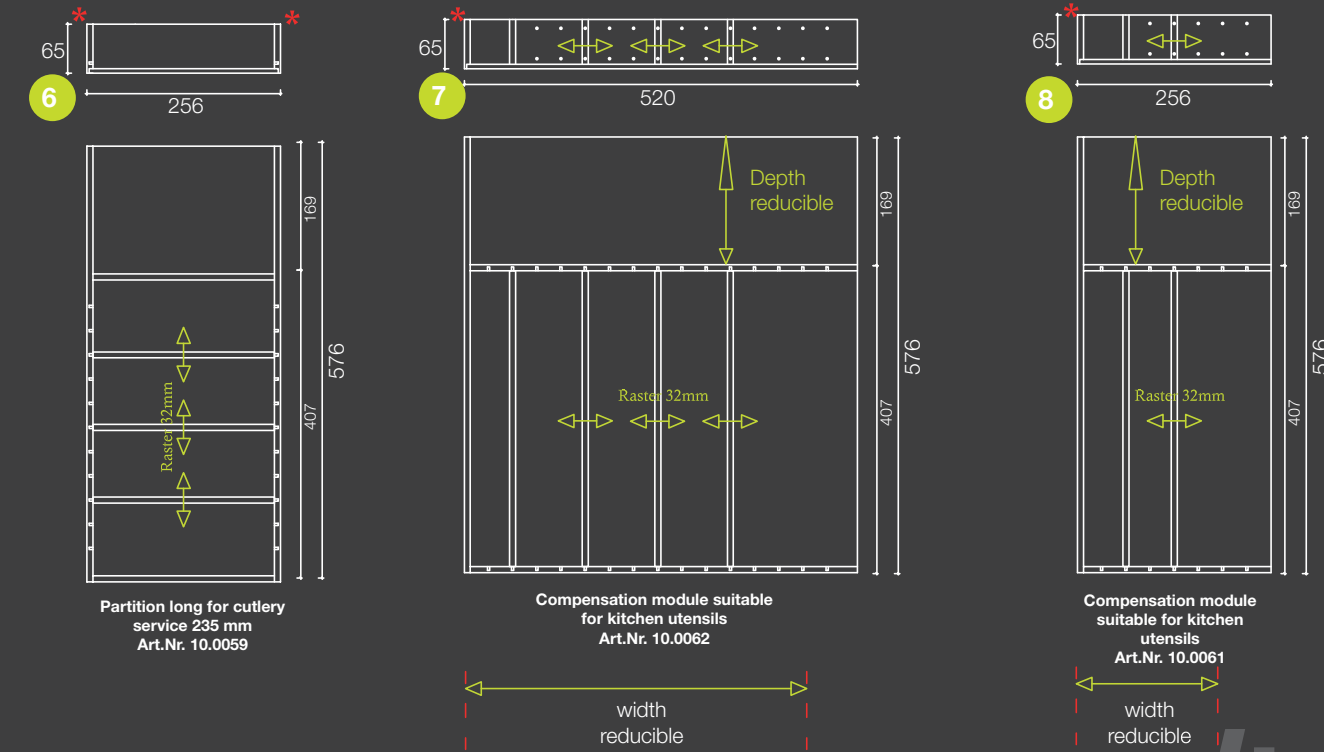
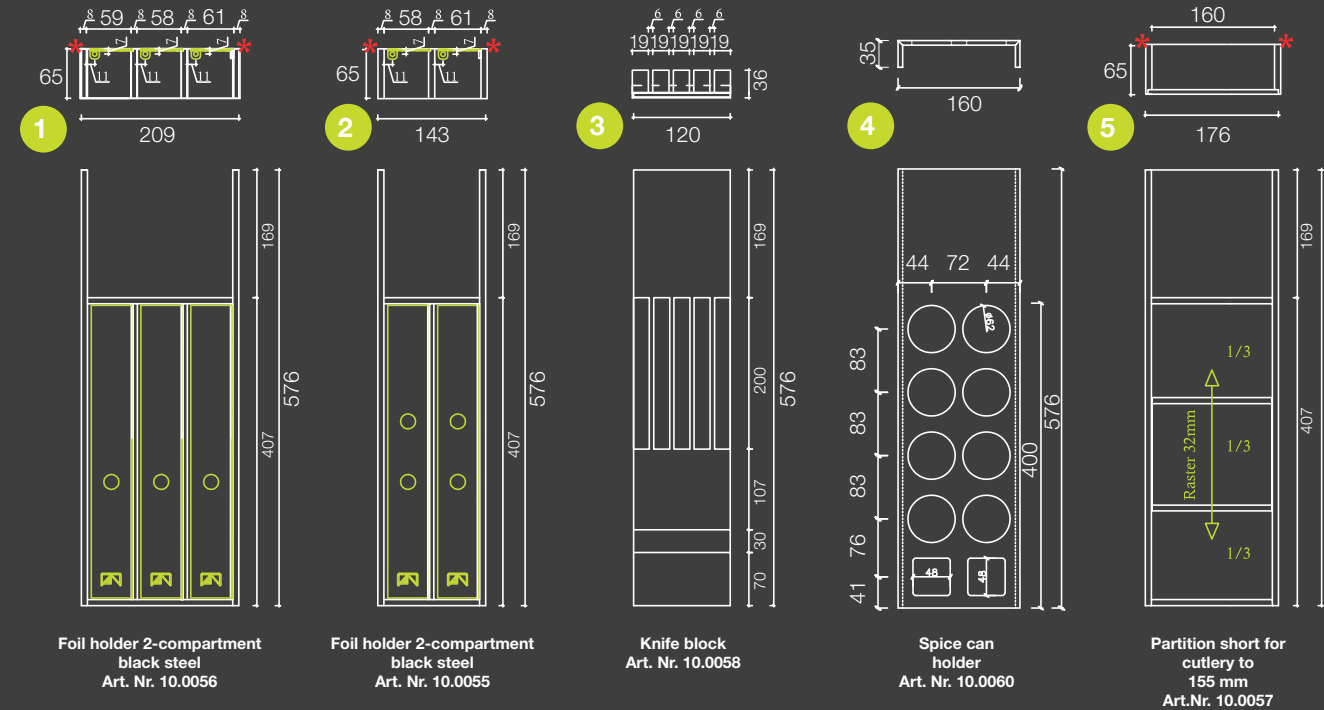


Can be ordered online!



TYPES

Suitable from a drawer side height of 95 mm



SOLID WOOD CUTLERY INSERTS



**A solid, beautiful
corner for
top cutlery.**

 DRAWERS & FURNITURE COMPONENTS

TYPES



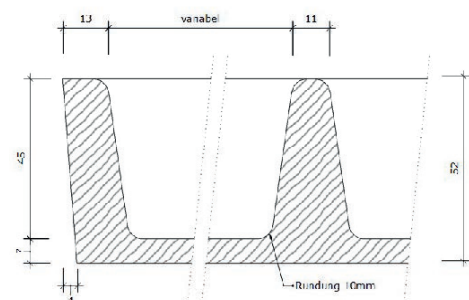
FACTS

DESCRIPTION

Our cutlery inserts are produced from choice wood and thus have a much higher service life than conventional inserts as well as an elegant appearance. On our modern, CNC controlled machines we mill 10 different types to your desired dimensions, accurate to the millimetre. We will be happy to also offer you special dimensions and shapes for larger commissions.

WOOD TYPES

- / Oak, ash
- / Maple, larch, spruce old
- / Cherry
- / Beech steamed (standard)
- / Birch, alder
- / American Walnut



SURFACE

- / Raw
- / Varnished in single-component varnish, semi-gloss
- / Oiled/waxed twice with wax oil (standard)

CALCULATION




Order the right cutlery insert for your drawer:

Drawer internal width - 2 mm*


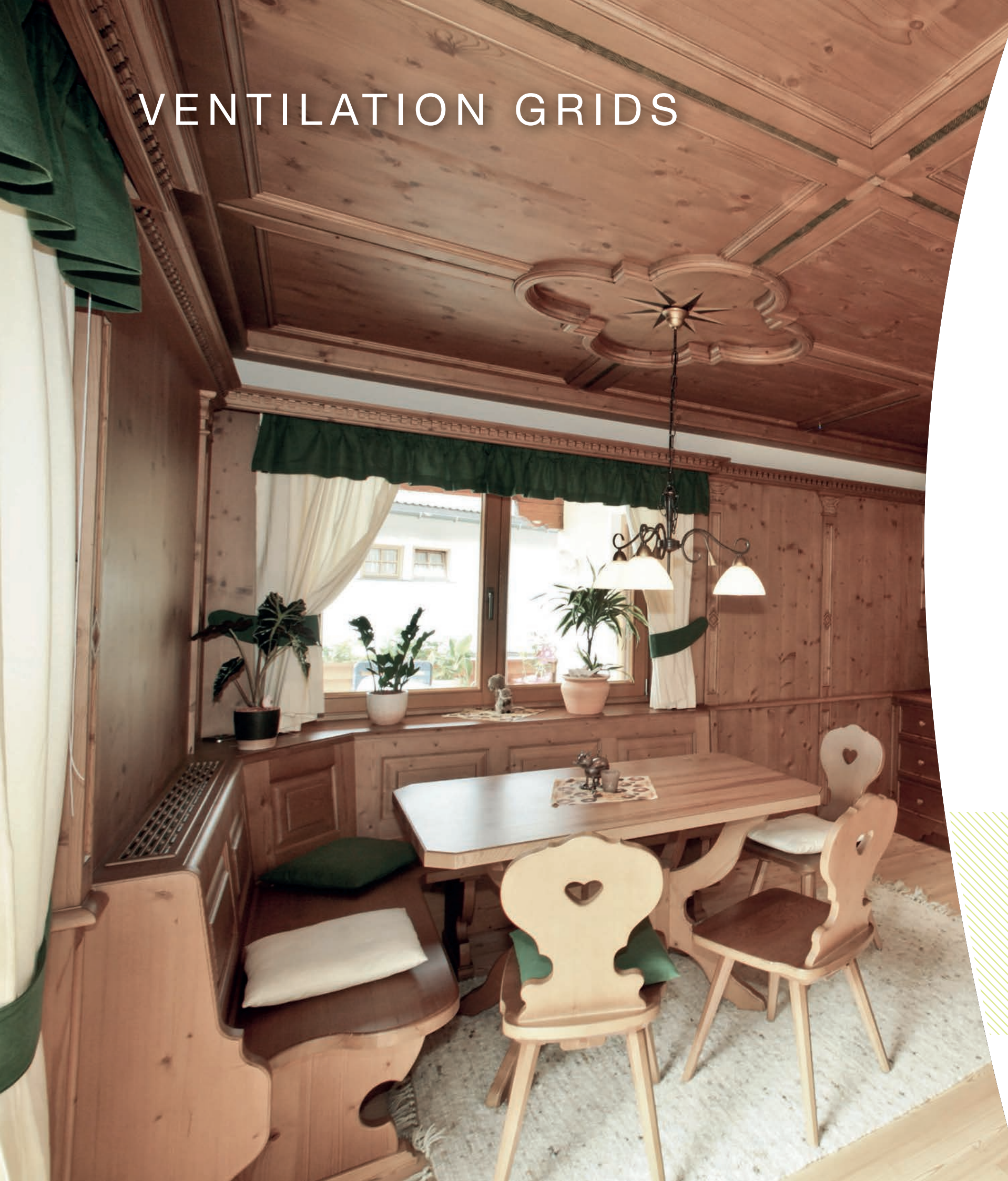
Drawer internal depth - 2 mm*

We recommend a closed-pore wood in oiled version.

* When installing the inserts, attention needs to be paid to the wood expanding and shrinking. Due to the natural characteristics of solid wood, the cutlery insert can warp by up to 5 mm.

Width 220 - 350 mm	Width 350 - 500 mm	Width 500 - 650 mm
<p>Depth 260 - 340 mm</p>  <p>TYPE 1</p>	<p>Depth 260 - 340 mm</p>  <p>TYPE 2</p>	<p>Depth 260 - 340 mm</p>  <p>TYPE 3</p>
<p>Depth 340 - 400 mm</p>  <p>TYPE 4</p>	<p>Depth 340 - 400 mm</p>  <p>TYPE 5</p>	<p>Depth 340 - 400 mm</p>  <p>TYPE 6</p>
<p>Depth 400 - 550 mm</p>  <p>TYPE 7</p>	<p>Depth 400 - 550 mm</p>  <p>TYPE 8</p>	<p>Depth 400 - 550 mm</p>  <p>TYPE 9</p>
<p>Depth 400 - 550 mm</p>  <p>TYPE M</p>		

VENTILATION GRIDS



**Breathe freely, with
elegance and style.**

 DRAWERS & FURNITURE COMPONENTS



FACTS

DESCRIPTION

Ventilation grids are produced to your designed length from select, fine-grown wood in 7 widths.

They are ideal for installation in ventilation ducts.

WOOD TYPES

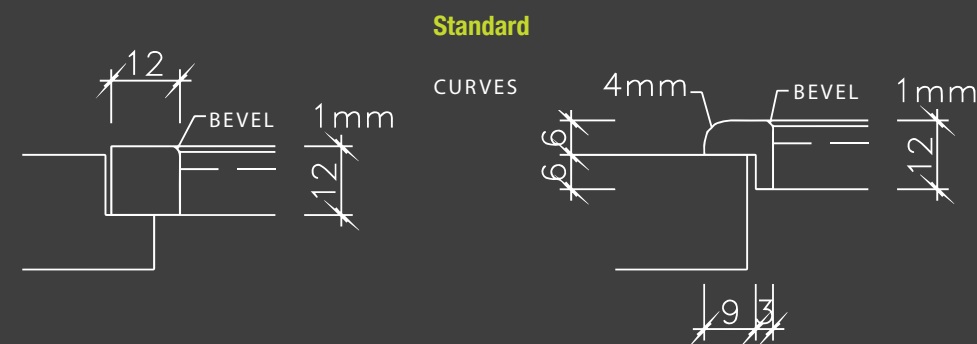
- / Beech steamed (standard)
- / Oak, cherry, maple, ash, larch, pine
- / Spruce steamed, spruce
- / Beech multiplex

SURFACE


- / Varnished - single-component varnish, semi-gloss
- / Oiled/waxed - twice with wax oil
- / Raw (standard)

DETAIL

Our ventilation grids are flush-mounted or seamed. The connecting rods of the lamellae are flush. On flush-mounted ventilation grids, the corners are rounded off (radius 10 mm), on seamed ventilation grids the corners are sharp-edged (90°). To prevent warping, we recommend varnishing the grids on both sides and joining them firmly to the furniture during installation.




SYMMETRICAL



ASYMMETRICAL

Standard



LENGTH UP TO

300 - 400 - 500 - 600 - 700 - 800 - 900 - 1000 - 1100 - 1200 - 1300 - 1400 - 1500 mm

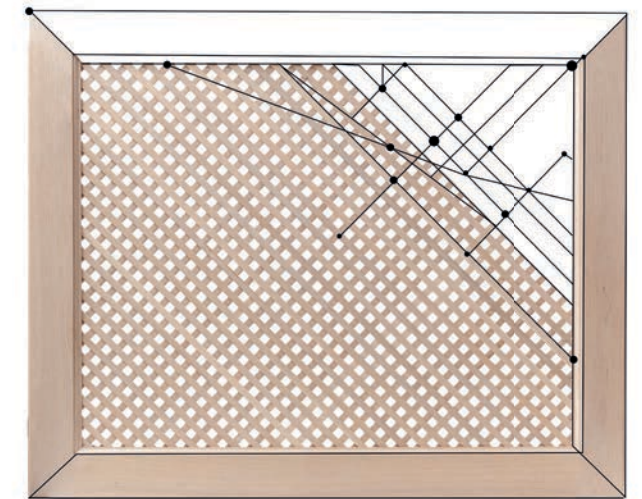
WIDTHS SOLID

70 - 100 - 130 - 160 mm

WIDTHS MULTIPLEX

190 - 220 - 250 mm

DIAGONAL/ WOOD GRATE



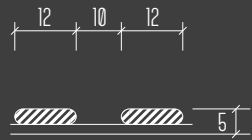
**Brilliant solutions
for covers.**

 **DRAWERS & FURNITURE COMPONENTS**

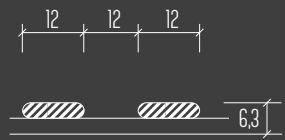
TYPES



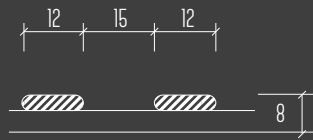
TYPE 200



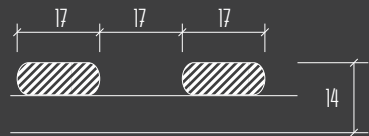
TYPE 300



TYPE 400



TYPE 500



TYPE 600*



*Type 600 can also be used on both sides, but is only profiled on one side! 14 days delivery time

FACTS

DESCRIPTION

Diagonal grates available in solid in 45° and 90°. In the case of mirrored usage, ensure that they cannot simply be reversed! The front slats of the wooden grate 45° run from the bottom-left to top-right on the back as well.

DESIGNS

Wooden grate in spruce solid, sanded, ready to be stained and varnished.

SURFACE

/ Untreated/raw


DETAIL

- / Birch/beech steamed
- / Oak/ash/maple
- / Cherry
- / Spruce (standard)
- / Larch
- / Alder


TYPE	Size	Article No.
Type 200	1250 / 625	DG 204
	1250 / 1250	DG 214
	2000 / 900	DG 224
Type 300	1250 / 625	DG 304
	1250 / 1250	DG 314
	2000 / 900	DG 324
Type 400	1250 / 625	DG 404
	1250 / 1250	DG 414
	2000 / 900	DG 424
Type 500	1250 / 625	DG 505
	1250 / 1250	DG 515
	2000 / 900	DG 525
Type 600	1250 / 625	DG 606
	1250 / 1250	DG 616
	2000 / 900	DG 626

Special customised production for type 200, 300 and 400 on inquiry! (not possible with type 500 and 600)

All dimensions in mm.



SOLID WOOD PANELS



THEY SAY

Transport, warehousing, waste...
that will be complicated and
expensive.

WE SAY

It's on the house!*

*www.nothegger-massiv.at

 DRAWERS & FURNITURE COMPONENTS



With us, you will find sustainability in every product.

FACTS

DESCRIPTION

Solid wood panels produced according to your dimensions.

Our solid wood panels are produced from selected wood, which is cut in the company’s own sawmill according to high quality standards.

The panels available in different wood types are especially used in individual interior construction (table tops, stair construction, cover boards...).

DESIGN

Fully solid class AB/C and/or AB/AB, with continuous lamella, glued butted together.
Wood moisture 8-10 %, D3 glued. Surface sanded (K100), edge cut (edge processing against surcharge).

CLASSIFICATION OF THE COMPANY NOTHEGGER MASSIV:

A

Sober, balanced, decorative appearance with approximately same colour, carefully selected.
Virtually without features typical of wood types.

B

Lively appearance, occasional features typical of wood types, sealed surface.

C

Without special requirements for parts not visible. No sealed surface, cracks, knotholes and occasional incompletely dressed lamellae.

Note: When installing solid wood panels, one should ensure that it is possible for the boards to expand and shrink, especially in width. Wood is a living, hygroscopic material that reacts to varying air moisture. Example: If a solid wood board is attached to a metal frame, it

Bars and/or dovetail battens



must be ensured that the board can expand and shrink several millimetres by means of a slotted hole.

PANEL THICKNESSES

14 mm, 32 mm, 40 mm*, 52 mm**

SURFACE

/ Untreated/raw

PANEL SIZES

Length	Width
max. 2500 mm	max. 1300 mm

Special sizes on inquiry

BARS

In the case of solid wood boards, we generally recommend the use of bars, which take over the function of dovetail battens and allow swelling and shrinkage of the board with slotted hole screw joints, but prevent warping.

*Lamella width with 32 and 40 mm thickness, rising from 5-15 cm.

**Lamella width with 52 mm thickness, remains same at 42 mm.



Maple
KL. AB slightly bleached



Beech
KL. AB slightly steamed



Oak knotty
KL. B






Pine
KL. AB



Oak rustic
KL. BC/C cracks and knots puttied
black

BESTSELLER:
Oak rustic
black puttied

TOOLBOXES & DOWELS



**Helper, supporter,
refiner,
problem solver.**

 **DRAWERS & FURNITURE COMPONENTS**

FACTS

TOOLBOX WITH INTERNAL DIVISION

Beech fully solid, natural varnished, corners jointed, carrying handles with return springs, bar hinge, 16 mm board thickness, 15 mm multiplex base and lid, opening limited by chain, fastener (or lock); internal division in form of 3 drawer containers (95x250x160 mm) and retaining strips for crowbars, screwdrivers, brackets, etc.; outside measurements: 380x700x380 mm



TOOLBOX WITHOUT INTERNAL DIVISION

Beech fully solid, natural varnished, corners jointed, carrying handles with return springs, bar hinge, 16 mm board thickness, 15 mm multiplex base and lid, opening limited by chain, fastener (or lock); outside measurements: 380x700x380 mm



TROLLEY FOR TOOLBOXES

Trolley with 4 movable swivel casters (loadable up to 300 kg) and 15 mm beech multiplex board which is held by a pulled-up mitred beech frame. Trolley also perfect for transporting furniture on construction sites. External dimensions: 150x802x482 mm



FACTS

WOOD TYPE

- / Beech, grooved
- / Other wood types on inquiry

LENGTHS

30 - 35 - 40 - 50 - 60 - 80 mm
1,000 pieces in individual boxes
Length goods 1,000 mm



DIAMETER

16 mm

12 mm

10 mm

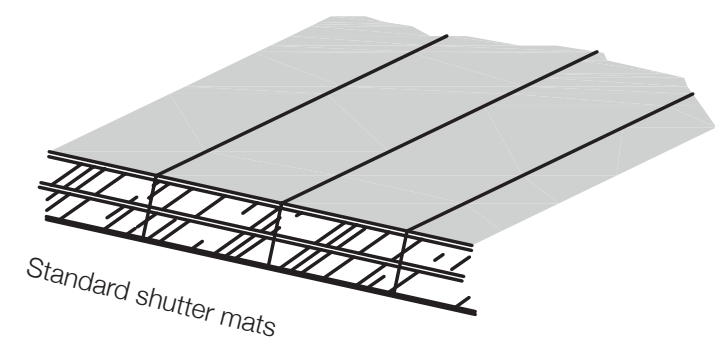
8 mm

6 mm





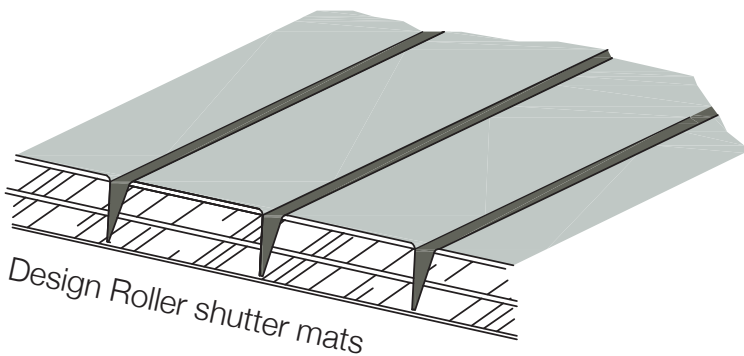
ROLLER SHUTTER MATS WOOD & ALUMINIUM



DESIGN-ROLLER SHUTTER MATS

ADVANTAGES:

- / Strong in price
- / Strong in design
- / Delivered within a few days



Design Roller shutter mats





Roller shutter box

FACTS

ROLLER SHUTTER MAT

Roller shutter mats standard in the timber species beech (plywood) raw, thickness 6 mm, lamella width 15 mm, end piece 60 mm. Back side covered with weave fabric (colour brown and beige).
Handle possible

WOOD TYPES

- / Maple
- / Birch
- / Oak
- / Spruce
- / Alder
- / Cherry
- / Nut
- / Pine



ROLLER SHUTTER BOX

Roller shutter box ready made
Installation height (box) 195 mm
Corpus width 450 - 1,200 mm
Corpus height - 1,850 mm
Corpus depth 280 mm

ALUMINIUM SHUTTER BOX

Possible hollow profiles




Silver coloured E6/EV1

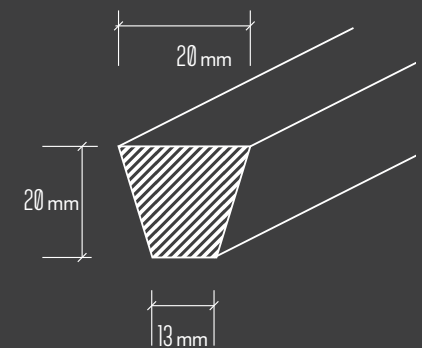


Stainless steel look

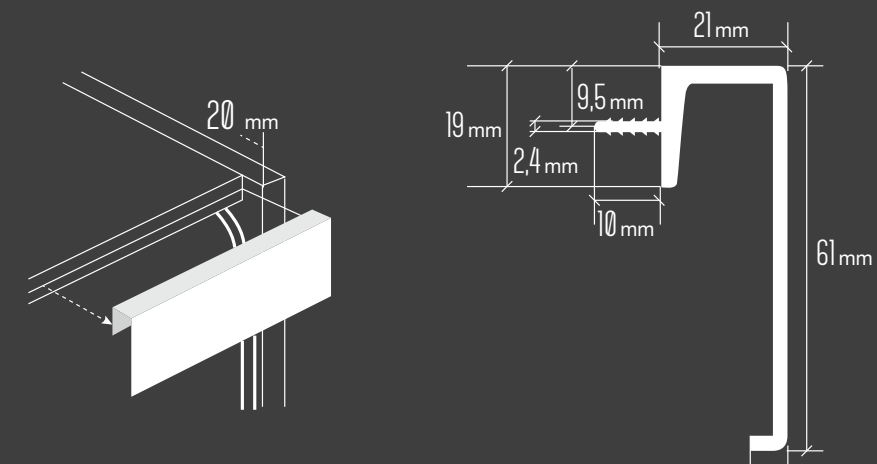
ROLLER SHUTTER BLIND (TOP)



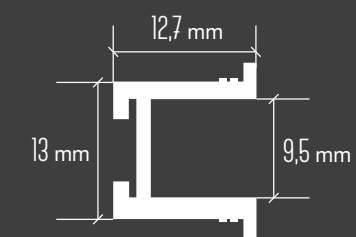
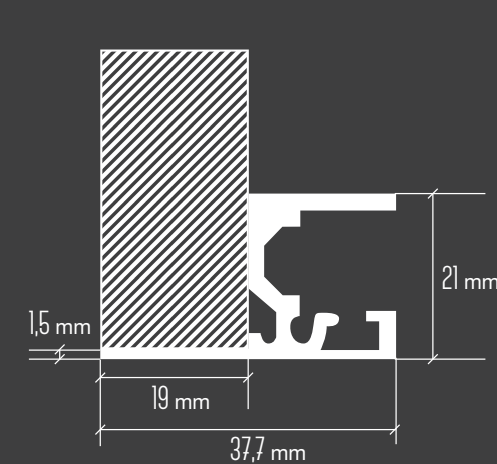
HANDLE



DETAIL BLIND PROFILE

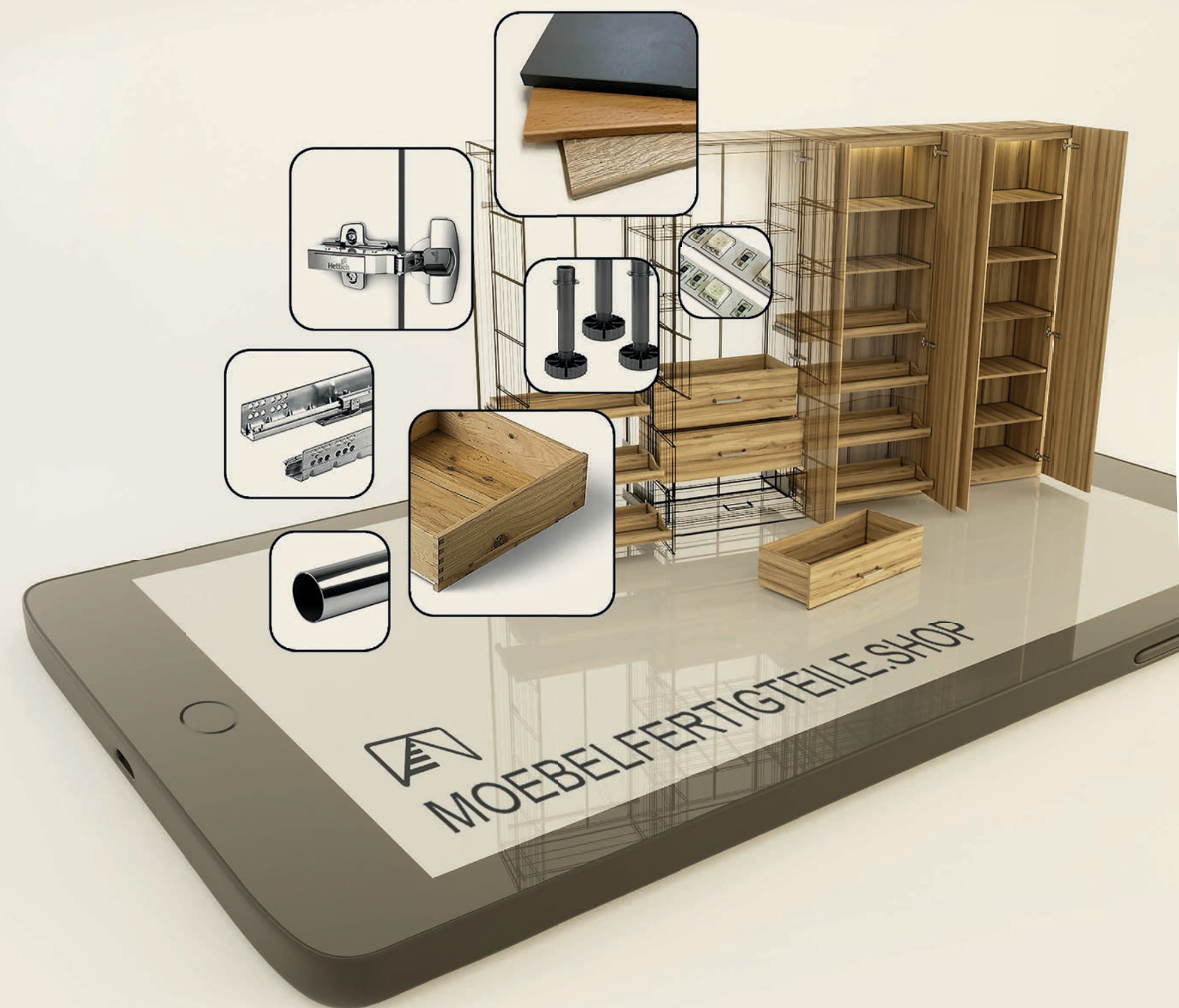


DETAIL GUIDE



Corpus slide rail made of plastic has to be clipped into the aluminium profile (order separately).

CORPUSES & FRONTS



WE WILL BE HAPPY
TO ADVISE YOU



FACTS

Excellently trained employees and a highly modern, computer-based machine park offer you top quality panel cutting and corpus production. All orders are optimised before processing in order to be able to calculate the material input as accurately as possible. All materials are machined with diamond tools, which guarantees a high degree of accuracy. We attach normal edges made of melamine, ABS and film edges to veneer edges and to solid wood edges by means of PU gluing. As an option, the edges can be attached using Air Tec “zero joint”.

With or without fittings, perfectly packed on pallets, your cut boards will be sent within a few working days. An extremely wide variety of corpus types can be configured and ordered by you on our web shop with just a few mouse clicks.

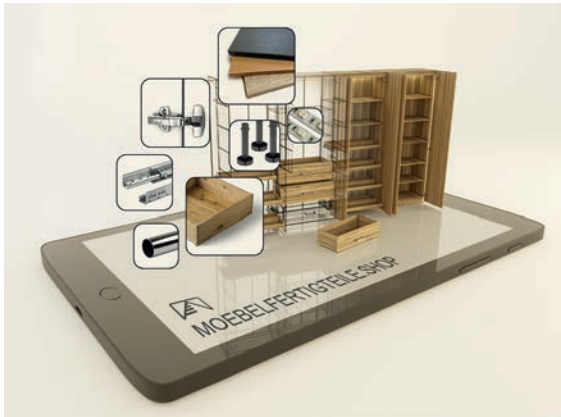
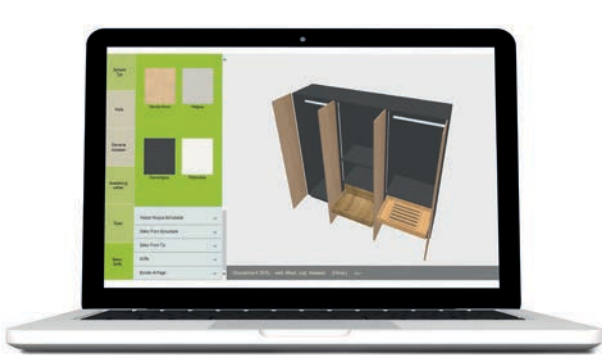
As an entry aid for cut boards, individual items can be entered in the order form and then read in for optimising and pricing.

Send us your special inquiry!



CABINET CONFIGURATOR

Carpenter quality, made to measure, and produced in three days. More information on page 8.



EXPRESS DECORS

Stock list 8, 19 and 25 mm

Express programme
Egger warehouse collection 8, 19 and 25 mm
Kaindl warehouse collection 8, 19 and 25 mm
Fundermax Warehouse collection 8, 19 and 25 mm
Pfleiderer 8, 19 and 25 mm
Krono 8, 19 and 25 mm

Delivery time 5 days
Delivery time 6-7 days
Delivery time 6-7 days
Delivery time 6-7 days
Delivery time 6-7 days
Delivery time 6-7 days



Other decors, edges and/or designs on inquiry and/or according to the delivery list of the respective manufacturer.

Facts, Details & Fronts

All dimensions in millimetres				Decor boards										ABS edges			Max. Delivery time	
				8	10	12	13	16	19	22	25	28	38	23 x 0,8	23 x 2,0	33 x 2,0		
Egger																		
	W911	SM	Cream white	●		●		●	●		●			●	●	●		
	W911	ST2	Cream white	●				●	●		●			●	●	●		
	W980	SM	Platinum white	●		●		●	●		●			●	●	●		
	W980	ST15	Platinum white	●		●		●	●		●			●	●	●		
	U104	ST9	Alabaster white	●					●		●			●	●	●		
	U156	ST9	Sandy beige	●					●		●			●	●	●		
	U708	ST9	Light grey	●					●		●			●	●	●		
	U963	ST9	Diamond grey	●					●		●			●	●	●		
	U999	ST2	Black	●					●		●			●	●	●		
	H1145	ST10	Bardolino oak natural	●					●		●			●	●	●		
	H1334	ST9	Sorano oak naturally light	●					●		●			●	●	●		
	H1582	ST15	Ellmau beech	●					●		●			●	●	●		
	H3395	ST12	Corbridge oak natural	●					●		●			●	●	●		
	H3470	ST22	Branch spruce natural	●					●		●			●	●	●		
	H3840	ST9	Mandal maple natural	●					●		●			●	●	●		
Kaindl																		
	1101	PE	White	●					●	●		●			●	●	●	
	1101	SM	White	●					●	●		●			●	●	●	
	1500	PE	Eco white	●		●			●	●	●	●	●		●	●	●	
	1500	SM	Eco white	●		●			●	●	●	●	●		●	●	●	
	2162	PE	Graphite grey	●					●	●		●			●	●	●	
	2190	PE	Black RAL 9004	●					●	●		●			●	●	●	
	2191	PE	Grey RAL 7035	●					●		●			●	●	●		
	3375	BS	Maple	●					●		●			●	●	●		
	3381	AN	Beech	●					●	●		●			●	●	●	
	37307	AN	Oak nature	●					●		●			●	●	●		
	37755	AN	Noce Palermo	●					●		●			●	●	●		
	38932	AN	Wild oak	●					●		●			●	●	●		
Fundermax																		
	0112	FH	Top white	●	●				●	●		●			●	●	●	
	0112	MT	Top white	●					●	●		●			●	●	●	
Pfleiderer																		
	U131	MP	Ivory	●					●		●			●	●	●		
Krono																		
	K003	PW	Gold craft oak	●					●		●			●	●	●		

Other decors in the online shop.

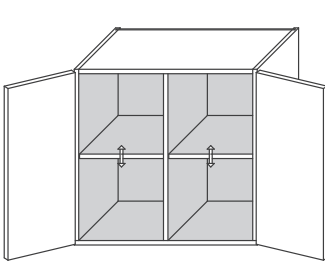
DETAILS

DETAILS OF THE CORPUSSES

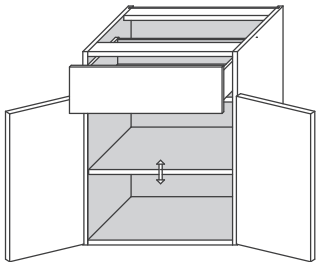
- / The furniture parts are delivered packed loose
- / Corpus thickness 19 mm
- / Back wall 8 mm butted or grooved in (16 mm air with grooved in selection)
- / Front air to be selected
- / Hole line drilling 3 or 5 mm in the 32 mm grid - up to length 1,000 mm from lower edge of corpus starting at centre drill hole at 150 mm / from 1001 mm starting at 250 mm
- / Fitting drilling:
 - if fittings are ordered, all drillings are present for the fittings
 - if no fittings are ordered, no fitting drillings are made for fittings
 - if only fitting drillings are selected, only fitting drillings for fittings are made
- / Strip division: Concealed hinge indentation of bottom and top 80 mm, remaining hinges divided up.
 - up to corpus height 1,000 mm – 2 hinges
 - up to corpus height 2,000 mm – 3 hinges
 - up to corpus height 2,400 mm – 4 hinges
- / Exposed edges are glued with a 2 mm ABS edge, all other edges are optionally available with a 0.8 mm ABS edge.
- / Veneered boards (real wood surface) are not delivered ready to be varnished, these still have to be sanded beforehand (edges protrude slightly).
- / Dowels and fitting parts are supplied loose in a separate package.
- / In the case of orders with drawers, these are sent as a separate delivery.

The sketches are symbolic images, these are not adjusted to your selection, - e.g.: the door hinge is only indicated on one side. For correct information, please refer to the text on the order confirmation or the offer. After the online order has been made, changes are no longer possible.

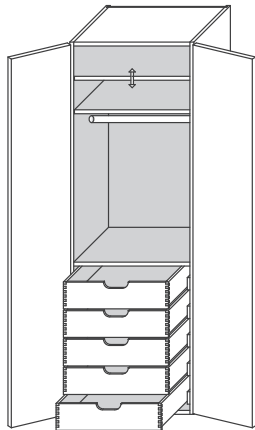
SOME OF OUR 150 CORPUSSES



OS_3_2_4



US_1_3_2



HS_2_2_16



FITTINGS:

- / Concealed hinges with steamed design
- / Door hinge damper (drilled-in cushions)
- / Slides with full pull-out
- / Clamex
- / Pedestal feet to screw in
- / Up and over lift system
- / Pharmacy front pull-out, full pull-out with self-closing and damping
- / Le Mans corner swivel fitting

DELIVERY TIME:

- / Delivery date for express boards after approx. 5 working days when the order is clear – ex works.
- / Delivery date for entire warehouse collection after approx. 7 working days when the order is clear – ex works.
- / For commissions and/or special enquiries, delivery time on inquiry.

FRONTS:

- / **REAL WOOD FRONTS**
Kaindl 19 mm thick, 2 mm PU edge, veneered on both sides
- / **ACRYLIC HIGH-GLOSS FRONTS**
TZ, 19 mm thick, edges pulled over corner, both sides high-gloss
- / **Kaindl DECOR HIGH-GLOSS FRONTS**
Kaindl, 19 mm thick, 0.8 mm PU edge, front side mirror gloss (mirror finish), back side office structure (dull matt)
- / **DECOR ULTRA-MATT FRONTS**
Kaindl, 19 mm thick, 0.8 mm PU edge, front and back side ultra-matt

OTHER FRONTS IN ADDITION TO DECOR

(delivery time approx. 20 days).

Real wood fronts >



Perfect sense matt >



Perfect sense gloss >

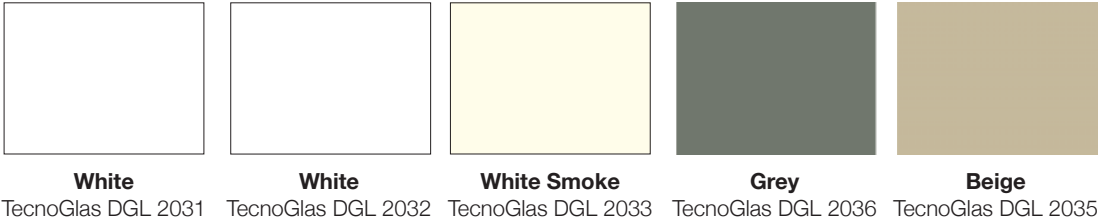


Acrylic high-gloss >



Acrylic matt >

Deep glass (DGL) >



Other decors in the online shop.

FACTS

MODULE EXHIBITION CONTROL PANEL:

- / Cover panel oak fully solid, brushed and varnished
- / Drawer in oak brushed and varnished
- / Stollen MDF black
- / incl. 32 inch touch panel and Intel Computer Stick
- / Cut-out touch panel 760/460
- / Dimensions: 1,500 x 1,120 x 700 mm (W/H/D)

CABINET:

- / Corner cabinet:
Stollen/cover panel U963 25 mm
Front oak veneered, brushed, and varnished
"Sandblast glaze"
Cabinet interior U963
Interior furnishings according to Nothegger
Handle iron-coloured matt drummed
Dimensions: 1,550 x 1,800 x 540 mm (W/H/D)
- / Sliding door cabinet:
Stollen H1145 ST10 25 mm
Front decor Egger W1000 PM
Cabinet interior W980 SM
Interior furnishings according to Nothegger
Handle stainless steel finely ground
Dimensions: 1,824 x 2,325 x 600 mm (W/H/D)



MODUL ALL IN:

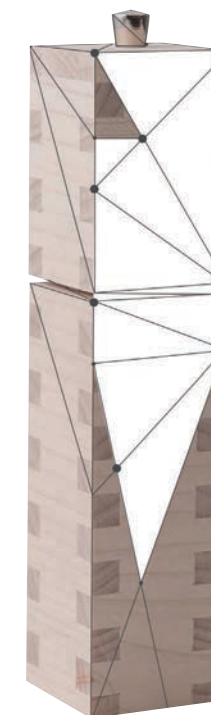
- / Module 920 combined with back panel in MDF
(Colour: black steel)
- / 13 different solid wood drawers
- / On the right side 4 new additions: Design front, glass cut-out, slim white and the drawer in oak old style
- / Whole module back-lit with LED
- / Dimensions: 2,300 x 1,800 x 620 mm (W/H/D)

SAMPLE CASE:

- Contained in the sample case:
- / Sortissimo variants
 - / Slim white
 - / Design front
 - / Sample compartments
 - / Roller shutter mats
 - / Cutlery insert
 - / Anti-slip mat and leather floor
 - / Dimensions: 545 x 200 x 500 mm (W/H/D)



GIVE-AWAYS & SPECIAL ITEMS



**Special gifts make a
special impression and
strengthen special
relationships.**



DRAWERS & FURNITURE COMPONENTS

FACTS

WE WILL MAKE YOUR IDEA A REALITY!

Send us your pictures/sketches and you will receive an offer from us promptly.

SPECIAL ITEMS

Have your ideas put into practice... almost everything is possible. We produce special items from batches as small as 30 pieces.

Give-Aways & Special Items



HUMIDOR

Repro. walnut cabinet brushed and natural effect varnished, HxDxW: 112x200x250 mm




PEN-CASE

30x52x180 mm (HxDxW); fig. maple and walnut combined, natural varnished



TABLET OAK OLD STYLE

Oak old style natural effect varnished, brushed with leather floor HxDxW: 55x300x300 mm



PEPPER & SALT MILL

200x45x45 mm (HxDxW); repro. dark, walnut brushed anodised, reproduction light maple natural brushed



BEER CRATE SMALL (6 BEERS)

Repro. walnut cabinet untreated HxDxW: 290x215x300 mm



MEMO BOX

60x115x115 mm (HxDxW) Repro. American walnut cabinet, varnished



PIGEON HOLES

65x357x261 mm (HxDxW) Repro. American walnut cabinet, varnished



FILE HOLDER

330x250x103 mm (HxDxW) Repro. American walnut cabinet, varnished



PEPPER & SALT MILL



TOILET ROLL HOLDER / KITCHEN ROLL HOLDER & TOWEL HOLDER

NEW



MODEL DRAWER F5 MINI

66x114x114 mm (HxDxW) Fig. maple, beech, birch and walnut combined and natural varnished, Floor, oak on the top and walnut on the bottom



MODEL DRAWER F4

115x300x300 mm (HxDxW) Repro. maple, beech, birch and walnut combined and natural varnished. Floor in oak combined. 1x side dowelled, 1x side dovetail-jointed, 2x side finger-jointed



DESK BOX 2-PART

121x177x113 mm (HxDxW) Repro. maple and walnut combined, Natural varnished



SOAP DISPENSER

200x100x100 mm (HxDxW) Repro. walnut cabinet brushed and natural effect varnished



TISSUE BOXES

300x127x280 mm (HxDxW) Repro. walnut and beech natural anodised



PAPER DISPENSERS

300x127x280 mm (HxDxW) Fig. oak natural anodised



WASTE BINS

398x200x200 mm (HxDxW) Fig. oak natural anodised



SAMPLES FOLDER

Range of Drawers, Kitchen Range, Range of Cabinets and Range of Roller Shutter Mats



SAMPLE COMPARTMENTS

Superior compartments with 18 wood types, Cabinet compartments with 8 wood types; Decorative compartments with the 16 Express decors

Handwriting practice area with dotted lines and a grid pattern.

NOTES



THE TRAFFIC LIGHTS ARE AT GREEN

From the first contact with the tree to the finished drawer

If you want to get ahead, you have to move forwards. For us, progress means being a step ahead and actively participating in shaping the future. This includes, on the one hand, the ability to rethink and to push forward good alternatives, like investment in renewable energies, and on the other hand the willingness to adhere to regional wood values.

That is why we exclusively use logs from controlled, sustainably cultivated wooded areas and our in-house sawmill for the processing of woods.

The solar power system, newly built in 2016, with a collector area of 1,000 m², brings a processing capacity of 144 KW with a CO₂ saving of 100 tonnes/year!

We believe that this is an important sign of commitment to the environment.



FACTORY AUSTRIA

designed by  Nothegger





ONLINE SHOP

We offer complete solutions, from our own online shop to the shipment tracking and our office service. Everything can be used on a PC and even on the move on mobile devices.

Register now

nothegger-massiv.at

THE WHOLE ASSORTMENT CAN BE INDIVIDUALLY CONFIGURED ONLINE

DRAWERS

CUTLERY INSERTS & SORTISSIMO

3D CABINETS & KITCHEN CONFIGURATOR

CORPUSES & PANELS

WOODEN GRATES AND VENTILATION GRIDS

SLACKS DRAWERS

TRASHCAN DRAWERS

ROLLER SHUTTER MATS

SOLID WOOD PANELS

GUESTROOM RANGE



 **Nothegger**
MASSIV

Strass Nr. 89
A-6393 St. Ulrich am Pillersee
info@nothegger-massiv.at
www.nothegger-massiv.at